

Complete entrance solutions for Healthcare

ASSA ABLOY

ASSA ABLOY Entrance Systems

The global leader in
door opening solutions



NIHVA

We are proud to keep your entrances
and business in good health



Your care is our care

In healthcare environments, everything matters. From the quality of your care, the capability of your staff, or the accessibility of your building, no detail is too small to be considered. ASSA ABLOY Entrance Systems entrance automation portfolio and service offer can help provide a welcoming and functional environment for your patients, staff and visitors.

Expertise when it matters most

While the need for quality healthcare is universal, the needs of its providers are not. From hospitals and clinics to rehabilitation centers and homes for the elderly, entrance requirements differ both inside and out. That's what makes a complete partner like ASSA ABLOY Entrance Systems so valuable. Our recommendations are tailored to your requirements.

Your major benefits

- Market-leading brands and a complete portfolio in entrance automation
- Convenience in people and goods flow
- Energy savings with 'Automatically Green Solutions'
- Repairs and maintenance programs
- Modernization of older entrances

Additional

- Supporting peaceful recovery, which is why our automated entrances operate in silence
- Ensuring unauthorized visitors and personnel cannot access
- Safe-guarding patients' privacy in wards
- Staying one step ahead of unnecessary touching and heavy, inconvenient opening by ensuring entrance automation throughout the premises

Full range for your entrance needs

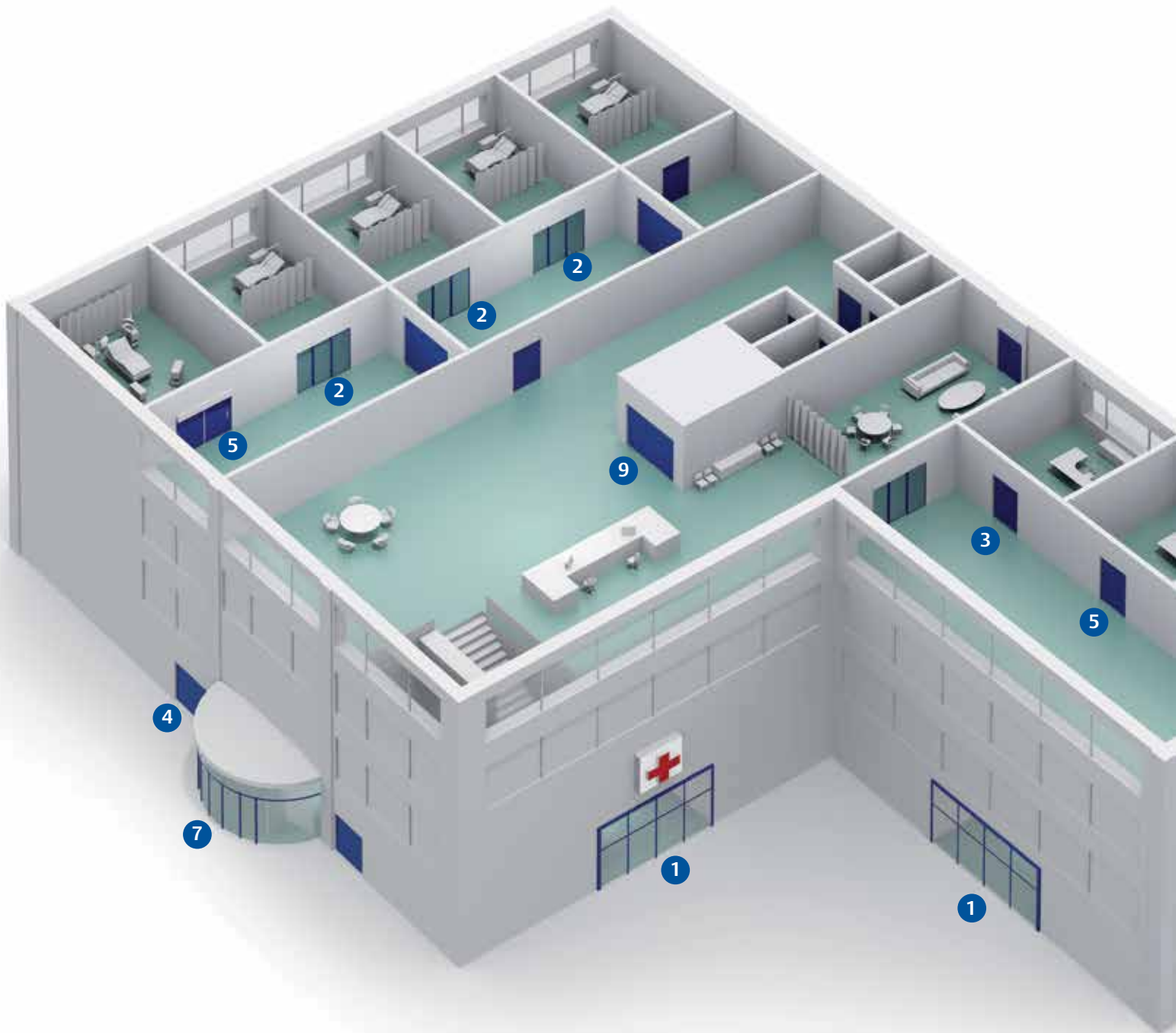
From automatic doors for your main entrance, overhead sectional doors for your ambulance and loading areas, or high-performance doors with fast opening and closing speeds, we have a door to suit your needs. We also provide comprehensive maintenance and regular inspections on your existing equipment to keep it operating in top condition. Trust your entrance automation needs to ASSA ABLOY Entrance Systems to make a crucial difference when seconds count.

Our solutions include

- Swing doors, hermetic doors, revolving doors, sliding doors, door closers for smooth people flow
- Overhead sectional doors, dock levelers and dock shelters for efficient goods operations
- High-performance clean room doors, garage doors for emergency entrances



A perfect solution for every location




Facility challenge:

- Impressive main entrance
- Reducing door downtime
- Increase product lifecycle
- Reduce heating and cooling cost
- Integrate door systems with security devices and fire alarms
- Upgrade per industry standards and codes

ASSA ABLOY Entrance Systems solution:

- Control air flow with tight seals
- Loading bay concept concept and high-performance doors to reduce heat exchange and improve goods flow
- High-capacity revolving door
- Modernize existing installations with safety kits
- Service contract for regular maintenance



1 Sliding door
Besam sliding doors accommodate changes in traffic flow without compromising safety and energy savings.



2 Hermetic or TightSeal sliding door
Besam hermetic sliding doors easily adapt for critical environments such as operation theatres and clean rooms. Besam TightSeal offer infection control solutions to ICU and ward bay areas.



3 Door closers
Besam door closers are CE marked, EN-standard products ideal for public areas such as public restrooms and private apartments needed to suit the requirements of those with physical impairments.



4 High-performance doors
Albany high speed doors feature incredibly fast speeds to significantly reduce energy losses and reduce operator waiting time.



5 Swing door
Besam swing doors ensure maximum convenience when space is a factor. Add access control for increased security.



6 Dock levelers and dock shelters
Crawford dock levelers and dock shelters will optimize your energy- savings and goods flow by tailoring a complete loading dock solution.



7 Revolving door (2-wing)
Besam revolving doors welcome visitors while safe-guarding air infiltration. Use the display areas for special healthcare campaigns.



8 Overhead sectional door
Crawford overhead sectional doors are space-saving, robust and well insulated doors, ideal for emergency vehicles applications.



9 Cleanroom high-performance door
Albany high-performance doors specially for cleanrooms with smooth and easily cleanable surfaces are well suited for the stringent requirements of hygienic areas. The door regulate airflow, minimize contamination and provide personnel access control.



Maintenance & Modernization

ASSA ABLOY Entrance Systems offers a range of maintenance programs fit to your needs and will be available for you 24/7.

Your entrances are essential for your business flow and there is every reason to keep them working well. Our fleet of skilled and certified service technicians are the heart of our maintenance programs, dedicated to ensuring that your entrances operate at optimal performance at all times, and assisting you in lifting older installations to today's standards.

We offer support in:

- Optimizing convenience
- Increasing energy saving
- Improving safety
- Enhancing security
- Giving your entrance a lift to improve its general appeal

Maintenance programs

Minimizing lost time, lost energy and unexpected hassle is our team's constant objective. If you want to be one step ahead of break-downs, explore our preventive maintenance offering and portfolio of Pro-active care plans.



We are here to help you meet your business requirements challenges - both present and future.

Upgrades and modernization


Safety standards and other regulations are constantly developing, just as the requirements of healthcare will change over time. We can help you upgrade or modernize your doors and docking systems when the need arises, often through convenient standardized packages.

Our technicians are qualified and able to advise on a variety of solutions. Not only they can help you ensure regulatory compliance, they can also inform you of new innovation and smart new functions. These can improve your equipment in many areas, from safety and security to automation and energy efficiency.

Lost energy is one of the key factors lying 'hidden' behind the opening and closing of your doors. Anything that saves energy has a positive impact on your bottom line, as well as on the environment.

Our tight-sealing and well-insulated products save considerable energy, and our preventive maintenance can save even more. Ensuring fewer breakdowns contributes to a more stable interior climate, which benefits your goods and keeps energy losses to a minimum.

By sustaining the top performance of your doors and docking systems, you make your business more sustainable as well.



With an eye on tomorrow's need

Performance Services		ASSA ABLOY Pro-Active Silver	ASSA ABLOY Pro-Active Gold	ASSA ABLOY Pro-Active Platinum
ASSA ABLOY Pro-Active Silver	ASSA ABLOY Pro-Active Gold	ASSA ABLOY Pro-Active Platinum	ASSA ABLOY Pro-Active Platinum	ASSA ABLOY Pro-Active Platinum
Corrective	SafetyCheck	Pro-Active Bronze	Pro-Active Silver	Pro-Active Gold
Pro-Active Bronze	Pro-Active Silver	Pro-Active Gold	Pro-Active Platinum	Pro-Active Platinum

• Included in standard price
 ○ Available at special price
 *Well-stocked stocks which do not expire and are from open years

Maintenance and service aren't about what you get. They're about what you avoid: failures, accidents, losses and unplanned interruptions. ASSA ABLOY Entrance Systems works according to your needs, with tailored solutions that ensure the function and availability of your entrances.

Proof in action

Hospitals, medical offices, veterinary clinics and assisted living facilities all require tailored solutions.

ASSA ABLOY Entrance Systems products and solutions provide added convenience, security and safety for staff with their hands occupied, for people with mobility or sensory impairment, and most importantly - when saving seconds could save lives.

In a time of increased awareness of infectious disease control and hazardous biological material handling, our products help to maintain and increase life safety by decreasing how often people need to actually touch a door. In addition quality automated solutions can help reduce costs, save energy and prevent damage to doors and other equipment, while also improving internal logistics and generally making life easier for all users.



Centre Hospitalier Robert Ballanger, France

Specially designed automatic doors for the maternity ward of Centre Hospitalier Robert Ballanger, located near Paris, with the goal of giving the department a more human touch.

AT - Austria

Allgemeines Krankenhaus, Wien
Allgemeines Krankenhaus, Linz
Landeskrankenhaus, Neunkirchen

AU - Australia

Weatsmead Children's Hospital, Sydney

BE - Belgium

AZ Damiaan, Oostende
AZ Maria Middelaere, Gent
AZ Herentals, Herentals
Jessa Ziekenhuis, Hasselt
UZA Edegem
UZ Gasthuisberg, Leuven

CN - China

Beijing Friendship Hospital, Beijing
Shanghai's Xuhui Central Hospital

CZ - Czech

ICRC FN u Sv. ANNY, Brno
IKEM, Prague
Nemocnice Motol, Prague
Thomayerova nemocnice, Prague

DE - Germany

Universitätsklinikum Düsseldorf
Evangelisches Krankenhaus Duisburg
Deutsches Herzzentrum, Berlin

DK - Denmark

Herlev Hospital, Herlev
Sygehus Sønderjylland, Aabenraa

ES - Spain

Hospital Univ. XII de Octubre, Madrid
Hospital Univ. Vall d'Hebron, Barcelona
Hospital Universitario La Paz, Madrid

FR - France

Centre Hosp. General, Salon de Provence
Centre Hospitalier General, Lourdes
Hôpital Ste Marguerite, Marseille
Hôpital Pitie Salpetriere, Paris



Metro Health Hospital Michigan, United States

Innovative and ecologically built Metro Health Hospital in Grand Rapids, Michigan chose an automated Besam doors as the doors met their high demands on aesthetics, comfort, safety and sustainability.



**Xuhui Central Hospital
Shanghai, China**

To reduce the spread of infection and to create comfort, Xuhui Central Hospital chose Besam door automation and ASSA ABLOY Entrance Systems as a service supplier.

NL - The Netherlands
St. Maartens Kliniek, Nijmegen
Vlietland Ziekenhuis, Schiedam

NO - Norway
Rigshospitalet, Oslo

PL - Poland
CUMRiK, Kraków
Instytut Hematologii i Transfuzji, Warchau
Oncology Center, Bydgoszcz

PT - Portugal
Hospital de Cascais, Cascais
Hospital de Loures, Loures
Hospital Privado de Gaia (Gaiart's)

RU - Russia
Chazov Cardiology clinic, Moscow
Russian Cancer Research Center, Moscow
The Moscow Institute of Emergency First Aid (SKLIF), Moscow



**Vlietland Hospital Schiedam,
The Netherlands**

The Vlietland Hospital created a safe, comfortable and energy-saving main entrance for patients and visitors while also ensuring good accessibility and escape routes throughout the building using Besam automatic entrances.

GB - United Kingdom
Alder Hey Children's Hospital, Liverpool
The Cornwell Hospital, London
The Royal London Hospital, London

HU - Hungary
Csolnoky Ferenc Hospital, Veszprém

IT - Italy
Clinica Gavazzeni, Bergamo
Ospedale Sacco, Milan
Ospedale Niguarda, Milan

IE - Ireland
Beaumont Hospital, Dublin

KR - South-Korea
National University Hospital, Seoul

MY - Malaysia
Sarawak Specialist Hospital, Kuala Lumpur



**Hinchingsbrooke Hospital
Huntingdon, United Kingdom**

To improve Hinchingsbrooke Hospital's ability to control the spread of infection by eliminating the need for medical staff, patients and their visitors to physically touch patient bay doors on the wards.

SA - Saudi Arabia
King Faisal Hospital, Jeddah

SE - Sweden
Nya Karolinska Solna, Stockholm
Sahlgrenska Universitetssjukhuset, Gothenburg
Skånes Universitetssjukhus, Malmö & Lund

TH - Thailand
Bangkok-Phuket Hospital, Bangkok

US - United States
Metro Health Hospital, Michigan

ZA - South Africa
Bokamoso Private Hospital, Botswana

Energy-saving entrance solutions



We aim to support our partners in finding the entrance and service solutions that effectively pair energy-savings with the architect's own design aspiration.

In the long run, every penny wasted on your building's unnecessary energy consumption, is a lost opportunity to reinvest in your facility and the people who need it the most.

When every minute count and people turn to you in their moment of need, your entrances green benefits might not be the first thing on your mind. So with respect for your facility's daily challenges, our entrances automatically incorporate the optimization of people and goods flow with streamlined energy consumption.

- Tight seal solutions for minimal air infiltration
- Directional sensors minimizing unnecessary opening cycles
- Modernization possibilities to re-use and lift existing entrances to today's standard
- Remote, online maintenance and product information possibilities



Calculate and compare potential energy and emission savings using the energy calculator of ASSA ABLOY Entrance Systems.

Automatically green advice tools

Your local ASSA ABLOY Entrance Systems advisor has access to professional tools designed to provide our customers with reliable and relevant data for choosing the entrance products that best suit your specific circumstances and sustainability needs.

Years of testing, documentation and measurements of our products in different applications have gone into the development of these energy savings tools and they are continuously evolving. Local energy costs and environmental circumstances are taken into account, tailoring the report to each client and location.

Our advisors can support you on-site in calculating your energy- and emission savings for your ASSA ABLOY Entrance Systems' automated entrance solutions.



One point of entry for all your needs

Smoothly functioning entrances are a prerequisite for businesses. To keep them functioning at optimal levels, look to ASSA ABLOY Entrance Systems to provide superior products, innovative solutions, and incomparable service for the front, back and interior of your building.

As the world's most comprehensive supplier of entrance automation products and services, we take an integrative approach to the flow of people, goods and vehicles, creating solutions with the best possible balance of cost, quality and lifetime performance.

Proven solutions and extraordinary service expertise

At our disposal is a strong portfolio of well-established brands, market leaders in their fields for decades and with a strong history of proven solutions and extraordinary service expertise. Today they are gathered under a single roof, at your disposal to meet all your requirements.



ASSA ABLOY Entrance Systems is a leading supplier of entrance automation solutions for efficient flow of goods and people. With our globally recognized product brands Besam, Crawford, Megadoor and Albany, we offer products and services dedicated to satisfying end-user needs for safe, secure, convenient and sustainable operations.

ASSA ABLOY Entrance Systems is a division within ASSA ABLOY.

ASSA ABLOY

assaabloyentrance.com



© ASSA ABLOY Entrance Systems AB - BR-HEC/JORG. EN 1.0/1506 Technical data subject to change without notice.



ASSA ABLOY Entrance Systems

Phone : +46 (0)10 4747 000
info.aes@assaabloy.com
assaabloyentrance.com

NIHVA

187, G-Block, 1st Floor, Thermax Chowk,
MIDC, above Renault Showroom,
Chinchwad, Pune - 411019.
Phone : +91 85 51091 333
sales@nihva.com | www.nihva.com

Follow us:



Please enter ASSA ABLOY Entrance
in the channel's search field.